



Content Rich Digital Signage

# FLIGHT INFORMATION DISPLAY SYSTEMS (FIDS)









# Features

- Display the most up-to-date flight status information available
- Showcase Uber, Lyft and other local transit like metro and bus lines
- Include weather, scrolling text, local traffic, videos, news, etc.
- Display floor plans for easy navigation to terminals, baggage claim, restaurants, and more
- Promote other airport or hotel services on the same screen as the flight information



- Hundreds of customizable templates with animations
- Includes both interactive (touch) and non-touch options
- Alternate flight information with messages and announcements
- Manage remotely over the internet from anywhere
- Show building amenities, useful contact information, and sell ad space to vendors

# What to Display

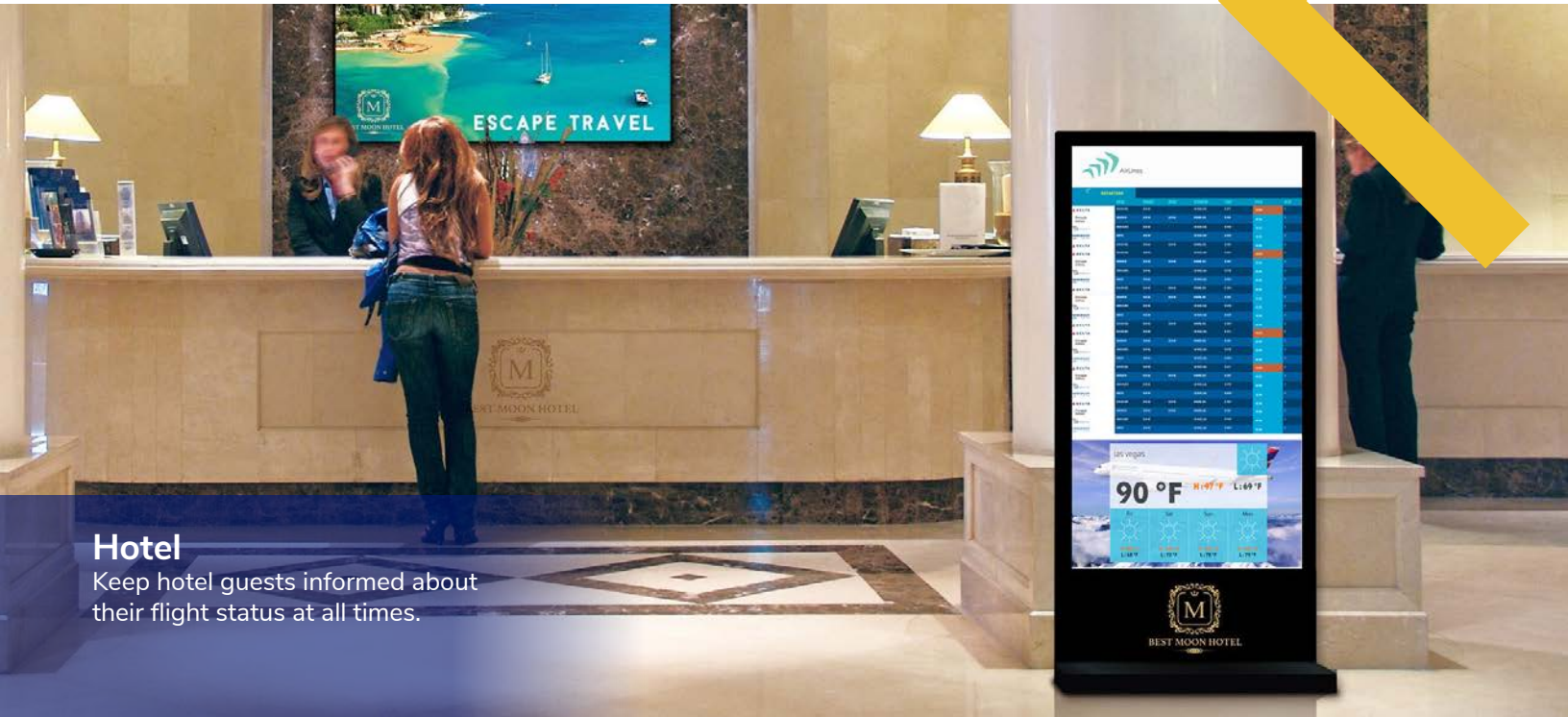
	<b>Flight Status</b>	Display the most up-to-date flight status information available
	<b>Traffic</b>	Show local traffic conditions and potential congestion issues
	<b>Weather</b>	Display forecasts and current weather conditions
	<b>Transit</b>	Display live wait times for metros, buses, subways, shuttles and more
	<b>RSS Feeds</b>	Automated content feeds for video, movies, images, and audio from your channels
	<b>Alerts</b>	Show emergency and CAP alerts e.g. amber alerts, snow predictions etc.
	<b>News</b>	Show curated news feeds and weather reports
	<b>POIs</b>	Showcase local points of interest e.g. shopping centers, malls, schools, etc
	<b>Wayfinding</b>	Display a map of the the airport or building so visitors can find their way easily
	<b>Social Media</b>	Show social media posts from Twitter, Facebook, Instagram or include all in a social wall

# Anatomy of FIDS






# Use Cases



## Hotel

Keep hotel guests informed about their flight status at all times.



## Airport

Provide up-to-the-minute updates on arrivals and departures.



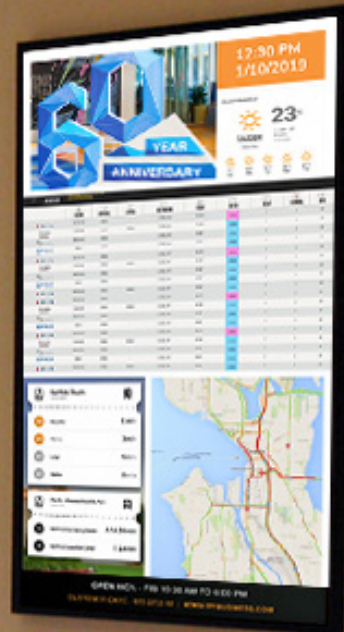
866.310.4923

[www.mvixdigitalsignage.com](http://www.mvixdigitalsignage.com)



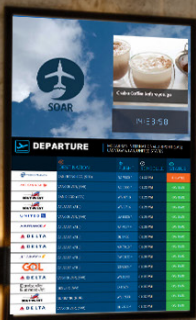
## Office

Keep employees and visitors aware of flight information.



## Conference Center

Display live flight information so guests can plan ahead.



866.310.4923

[www.mvixdigitalsignage.com](http://www.mvixdigitalsignage.com)

# Components of FIDS

## Display

Selecting the display/screen is a critical aspect of building your flight information display system.

The three questions to ask yourself about your display are:

1. Does it need to be touch-enabled?
2. What size is appropriate for my space?
3. Do I need commercial-grade quality and warranty?

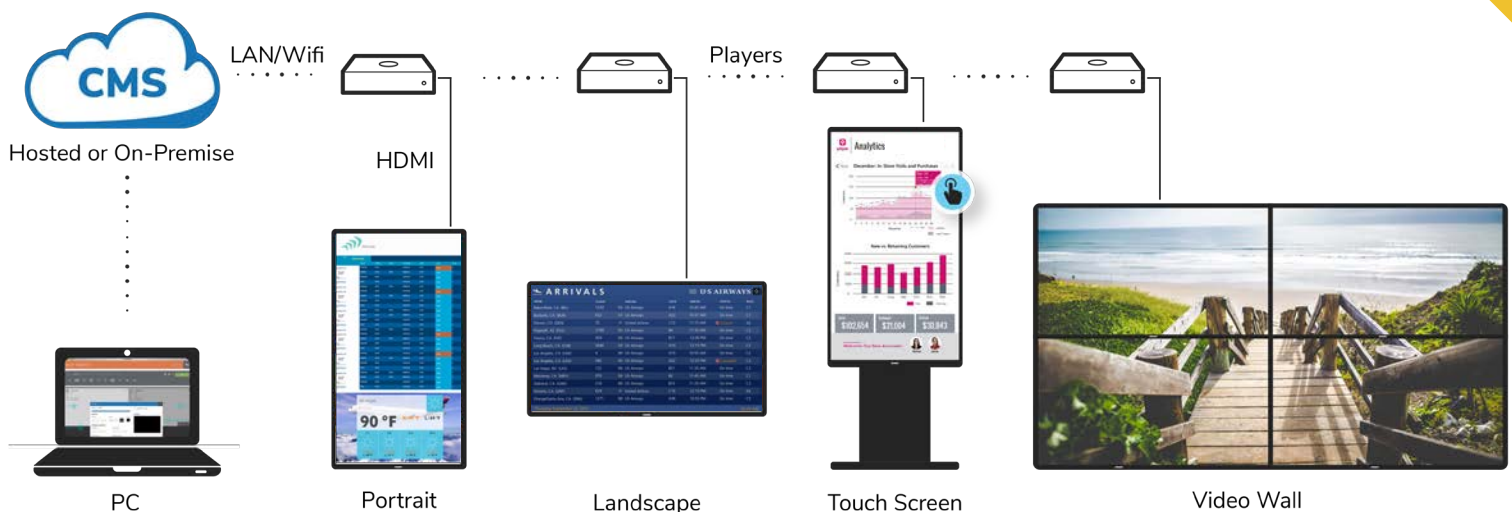
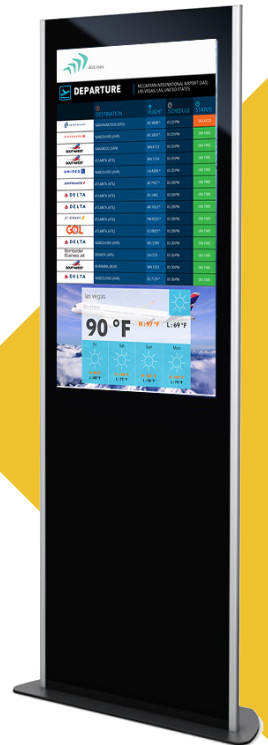
# Media Player

The media player is a small device that is connected to the display via HDMI and to the Internet via Wi-Fi or a wired connection. It caches the content you will display on your screen so it will never be blank, even when there is no internet connection.

## Software

Digital Signage Software allows you to create and schedule the messages, graphics, and feeds that will display on your flight information display system.

The software will often include pre-built templates that you can customize as well as content apps (weather, news, sports, etc.) that you can drag and drop into your “zones” i.e. sections within the screen that you’ve delineated for a specific use.





## Mounts

Mounting solutions have functional and aesthetic benefits:

1. Do you need to be able to adjust the angle of your sign?
2. Are you planning for a video wall or single display?

Naturally, you'll want to consider things such as cost, support, reputation for quality, and ease of installation when evaluating mounting solutions.

## Enclosures

Enclosures complement your decor and showcase eye-catching content.

Behind the scenes, the enclosures enclose a custom rack and offer space to hide equipment such as a digital signage media player and cables.

The enclosures are designed to be aesthetically pleasing, but also to provide ventilation, hide display bezels, expose power buttons, and make accessing digital signage media players as easy as possible.



- VESA® 200 x 200 up to 600 x 400mm compatible
- Eight-way tool-less adjustment for flush alignment
- Removable front cover and pull-out mount
- Low profile (ADA compliant) design
- Aesthetic options include multiple colors, vinyl wraps, etc. to promote brand awareness
- Pre-assembled to simplify installation
- Stainless steel construction with mounting hardware
- The enclosures can come as touch or non-touch





# How It Works

1

## Install the Media Player & Screen

The media player connects to the Internet wirelessly or via an ethernet cable, and to the screen using an HDMI cable.

2

## Create Content/Customize Templates

The web-based software, accessible from anywhere, enables you to upload and/or create your flight information display system and add content like weather, traffic etc.

3

## Publish & Display Content

Once the content is configured via the cloud software, the media player auto-downloads it and displays the flight information content on the screen.

4

## Update Content/Reschedule

Remote access to the software allows you to easily update your flight information display system and playback schedules on multiple screens, all from one login.



# Total Cost of Ownership

## Cost of Hardware

The cost of hardware will depend on the requirements of your implementation. A strong recommendation is to get a commercial-grade display that can handle being on 24/7. Commercial-grade displays also comes with full warranties.

## Cost of Content Creation

There are two ways to account for cost of content. You can have your company's design team create the content or you can pay an agency or freelancer to create the content. The second option (which is usually the cheaper one) is to select digital signage software that include customizable content templates, feeds or an app store.

## Cost of Installation/Implementation

Will your flight information display system vendor provide turn-key service i.e. handle deploying your content, mounting your sign and ensuring network connectivity? If not, include these estimated costs. If you're considering doing it yourself, take into account the expected time required to get your system up-and-running.

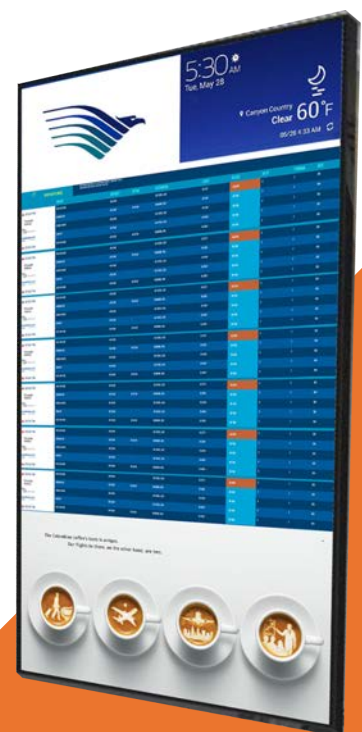
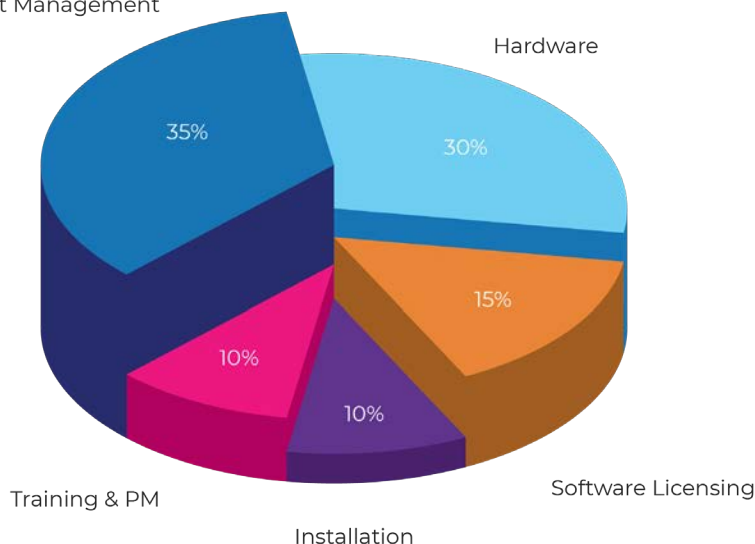
## Ongoing Support and Training

Many digital signage providers will include service and support as part of your cost. Be clear on the length of this agreement and have a plan in place for ongoing support and training. If this is an internal resource, calculate what percentage of their time will be allocated to troubleshooting and on-boarding new internal resources to the digital signage work flow.

## CapEx or OpEx?

What type of pricing model works best for you? Getting a subscription will spread the cost out over time. Conversely, a one-time purchase may be easier even though the initial cost is higher.

Content Management







Content Rich Digital Signage

23475 Rock Haven Way #125  
Sterling, VA 20166  
[mvixdigitalsignage.com](http://mvixdigitalsignage.com)  
(703) 382-1739

