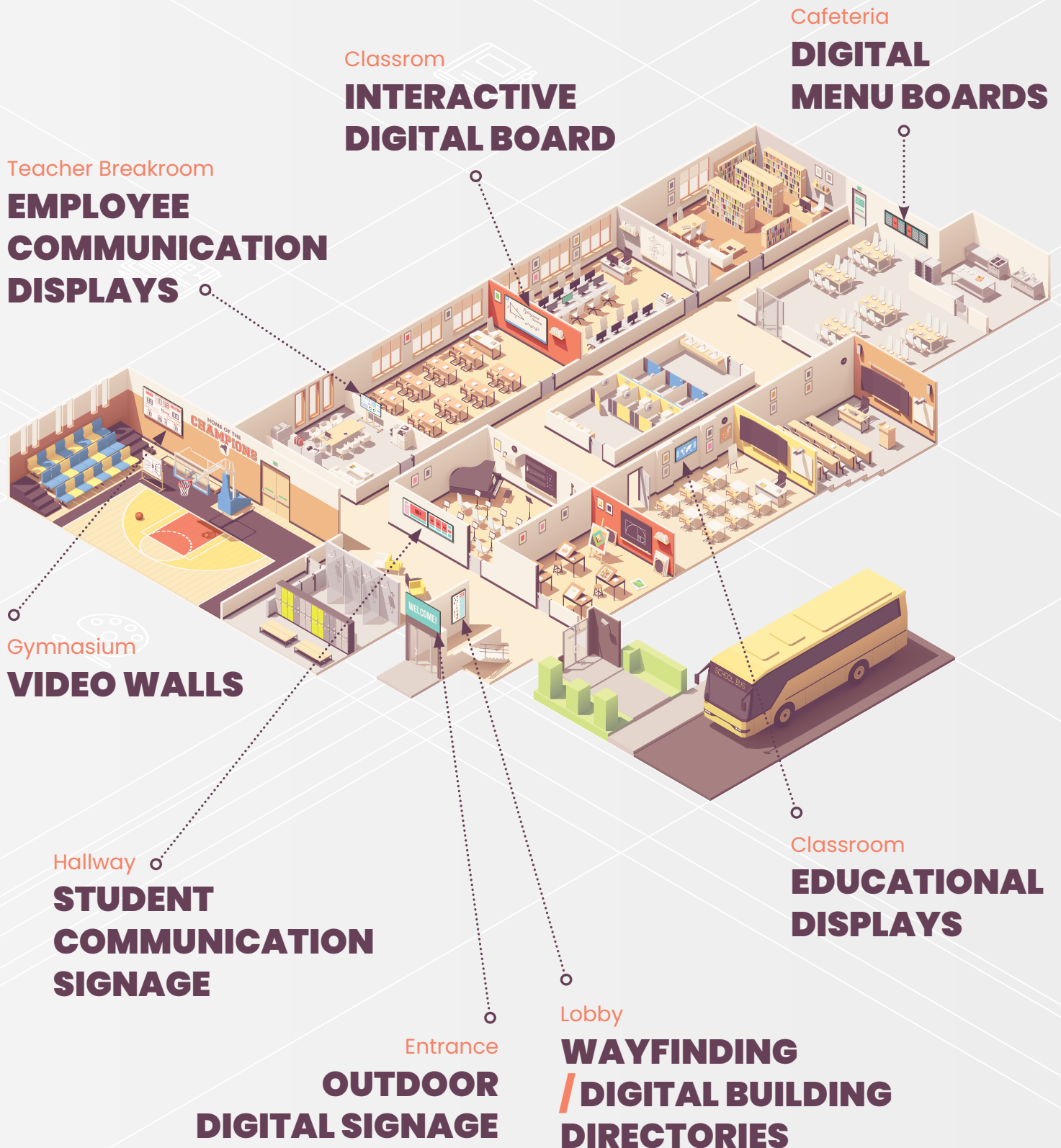


# DIGITAL SIGNAGE FOR K-12 SCHOOLS



# DIGITAL SIGNAGE IN K-12 SCHOOLS



# TABLE OF CONTENTS

- Introduction ..... 4
- Digital Signage for Schools ..... 5
- Digital Signage Software for Schools ..... 6
- Content for School Digital Signage ..... 10
- Choosing a Software Provider ..... 13
- Conclusion ..... 14



signage is in schools.

GIFTS FROM GENERATION TO GENERATION

COURTNEY LANE  
RALPH NGUYEN  
BROOKLYN MCKINNEY  
RANDALL COOPER

ESTHER BELL  
WADE FLORES  
ROBERT WIEBE  
SOHAM FOX

CLARE RICHARDS  
SERENITY ALEXANDER  
BESSIE HOWARD  
ESTHER BELL  
AUBREY STEWARD

TYRONE ROBERTS

However, digital signage is only as effective as the software powering it. Schools that want to make the most of their digital signage investment need to find the right software to power their systems.



## Digital Signage in Schools

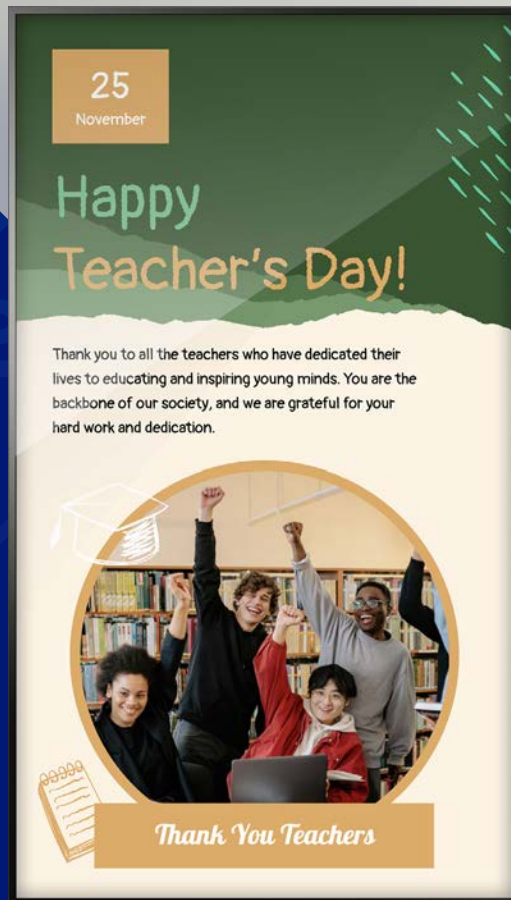
Digital signage screens that are strategically placed around the school can completely change the way the administration communicates with their students and teachers.

The digital signage network can include multiple screens in one school, or multiple screens in different schools within a district. With the right software, administrators can easily share messages and alerts with different schools at the same time. Digital signage can be placed in multiple school locations such as:

- Classrooms, as a teaching tool, replacing clunky digital projectors
- Common areas, lounges, or any other place where students assemble

- Hallways or lobbies to aid in navigation, particularly in larger schools
- Teacher's lounges and offices to support staff communication
- School entrances to display welcome messages and a list of upcoming events
- Cafeterias to display menu boards and showcase nutritional information

For a digital signage network with these many screens, being able to manage the content, playback schedules, and users who have access to the network is crucial. All of these activities are controlled within digital signage software, making it the most important aspect of a digital signage network.



# Your Guide to Digital Signage Software for Schools

The great thing about digital signage is its flexibility. The limitations don't come from the hardware itself, but rather from the software used to power the network.

Fortunately, users are spoiled for choice these days when it comes to digital signage software. There are plenty of providers on the market, many of whom specialize in specific niches, such as schools,

retail, hospitality, or healthcare. In a twist, it's time for K-12 administrators to do some homework starting with a review of must-have features for digital signage software for schools.





## Dynamic Content Options

“Dynamic content” refers to content apps and data integrations that are native to the digital signage software. Examples include weather, news, event listings, YouTube, social media, emergency alerts, and more. Look for software with plenty of content options that update automatically - this will make content management seamless.

WEEKLY MENU					
May 18 - May 22, 2022 - Grade 9 - 12					
	BREAKFAST	BAKED CUST / CORA CAFE	STATION 1	STATION 2	STATION 3
<b>MONDAY</b> MAY 18, 2022	Cinnamon Crumble	Jalapeno Burger / Wedges / Salad & Fruit	Asst Pizza	Cheeseburger	Cheesy Breadstix with Dipping Sauce / Baked Tots
<b>TUESDAY</b> MAY 19, 2022	Breakfast Wrap	Bean & Cheese Burrito / Corn on the Cob / Salad & Fruit	Asst Pizza	Baked Wedges with Cheese & Toppings	Hot Ham & Cheese on Croissant Broccoli w/ or w/out Cheese
<b>WEDNESDAY</b> MAY 20, 2022	Muffin	Grande Hot Dog / Loopy Fries / Salad & Fruit	Asst Pizza	Beef Dipppers w/ Teriyaki Sauce	Chicken Nuggets/Dip / Baked Tots
<b>THURSDAY</b> MAY 21, 2022	Cinnamon Roll	Cheesy Breadstix with Dip / Baked Tots / Salad & Fruit	Asst Pizza	Buffalo Chicken Bites	Meatloaf Mashed Potatoes & Gravy / Fresh Biscuit
<b>FRIDAY</b> MAY 22, 2022	Breakfast Pizza	Chicken Nuggets / Wedges / Salad & Fruit	Asst Pizza	Manager's Choice	



## Remote Management

Any digital signage software that's worth its salt will have remote management. This means being able to manage the network from any computer with internet access. The advantage is that administrators are not locked to a single PC. Instead, they are able to update the screens even when they're away from their desk.

Upcoming Events 2024			
<b>05 JANUARY</b> <b>Science Fair</b> Explore the wonders of science at our annual Science Fair! Students showcase innovative experiments and projects. Inspiring curiosity and scientific inquiry for all ages, join us for a day of discovery and excitement.	<b>06 JANUARY</b> <b>Cultural Diversity Day</b> Celebrate our rich cultural tapestry! This event highlights diversity through performances, dancing, and art. Students and families alike to embrace and learn from different cultures, promoting unity and understanding within our school community.	<b>09 JANUARY</b> <b>Career Exploration Expo</b> Engage with professionals from various fields! Students gain insights into diverse careers through workshops and interactive sessions, guiding them towards informed career choices and preparing their future aspirations.	<b>12 JANUARY</b> <b>Health &amp; Wellness Week</b> Prioritize well-being with a week dedicated to physical, mental, and emotional health. Activities, workshops, and discussions promote healthy habits, stress management, and mindfulness, empowering students to thrive holistically.
27 Andrews Street, Kensington London, SW6 4BT	27 Andrews Street, Kensington London, SW6 4BT	27 Andrews Street, Kensington London, SW6 4BT	27 Andrews Street, Kensington London, SW6 4BT



## Content Scheduling and Programming

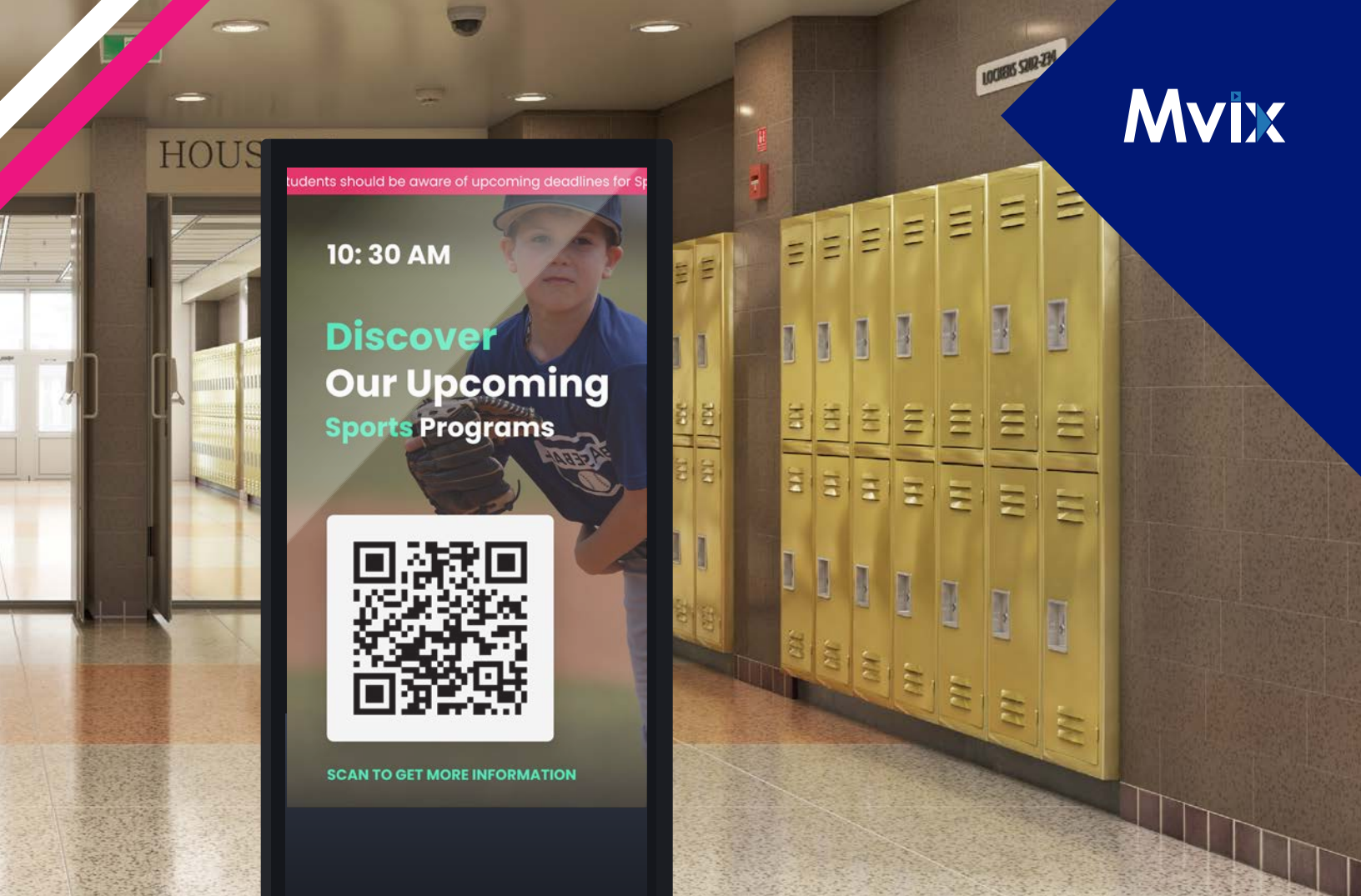
The software should enable schools to set up custom content rotations and schedules. For example, it should be easy to set up a custom schedule for a school event that reverts back to previous content once the event is complete. You should also be able to control what time the content will be playing.



## Network Monitoring and Reporting

This benefit is more on the administrative side. It could be daunting to keep tabs on many connected screens, so digital signage software should include network monitoring tools that report the status of each screen. Reports include what content was displayed, which screens are online vs. offline, which users accessed the network, and more.





## User Access Control

This is particularly important for larger school districts that would have multiple operators managing your signage. The signage software should have user access controls that limit who can make changes to the content and who has publishing rights. For K-12 schools, this security feature is highly recommended.



## Scalability

“Scalability” is how easy it is to add more displays, new types of digital signage (such as video walls), and expand to other locations. Make sure the software you choose will be able to grow as the school grows.

## Types of Content for K-12 Schools

The above rundown describes which features to look for in digital signage software for schools. But what about the content itself? The right software will have both the standard content apps as well as the more advanced content options to meet the school's communication needs. Below is content typically displayed in a school:



### Videos

Videos are by far the most popular and effective way to get attention. There are plenty of great educational clips online, and administrators can even upload their own. Use these engaging videos to draw attention to key concepts and keep ideas front and center in student minds.



## Maps and Wayfinding

For larger schools, navigation can be an issue. When you have multiple floors and countless classrooms, it can get tough for guests and visitors to find their way. A wayfinding app in the software will display fully-realized maps of a school to guarantee everyone gets to where they need to go with little frustration.



## Emergency & CAP Alerts

One of the biggest advantages of always-connected digital signage is emergency messaging. Make sure the software integrates with CAP alerts and includes templates of emergency messages that are triggered to automatically show in the event of an emergency. Tornadoes, active shooters, fires, or gas leaks are some common examples. You can even integrate these triggers with your wayfinding app to automatically display escape routes, fire exits, or tornado shelters during these emergencies.







## Social Media

Social media is a big deal for students closer to the 12 side of K-12. Displaying these posts on digital signage screens is a great way to get their attention. Software should automatically pull posts from social media feeds and display them via a live feed. With the right teacher at the helm, this type of strategy opens the doors to all kinds of new strategies for keeping students engaged.



## Custom Templates

We mentioned how flexible digital signage software for schools can be. This is exemplified by the wide variety of custom templates available.

Schools can take these templates and design completely personalized content to suit their students. For example, an elementary school could coordinate a series of “student spotlights” that give high-achieving students a chance to discuss their lives or interests.

There's no limit to what schools can do with these custom templates. All it takes is a little creativity to build a messaging strategy that's completely unique to your staff.

# Choosing a Software Provider

While software is the most important choice, administrators should pay attention to the provider behind the service. Do some research on quality providers and keep an eye out for the following issues:



## Quality of work

Look at the provider's experience and past projects. Look at their testimonials and keep an eye out for those that are detailed. Look at their negative reviews as well - this will be a big indicator of the level of service you can expect from them.



## Size of the project

It's important to find a provider capable of meeting the project's needs. This is no problem for small installations inside a single school, but what if you're considering signage across an entire school district? A small provider may not be up to the task.



## Cost

Schools have budgets to keep. When reviewing costs, don't go with the cheapest. Instead evaluate the cost against the expected ROI. Keep costs in mind, but be aware that cost and quality aren't always correlated. Also, most software providers are monthly/annual subscriptions.



## Specializations

As noted above, some providers specialize in certain industries and facilities, such as hospitals, hotels, or restaurants. Educational applications are pretty common, so you shouldn't have trouble finding one to do the job.



# Conclusion

Overall, the digital signage question isn't, "Does my school need signage?" That may have been a debate ten years ago, but today, schools that aren't digitally integrated are falling behind.

A key concern for administrators and teachers is facilitating an effective learning environment. Digital signage for schools supports engagement while strengthening communication. For some

schools, these can be big advantages for attracting higher levels of enrollment (and increased funding from benefactors!)

If you're considering a digital signage investment, review this guide and spend some time researching the best digital signage software provider for your use case.





# CONTACT

---



23475 Rock Haven Way  
Suite 125 Sterling, VA 20166 (USA)



+1 866 310 4923  
+1 703 382 1739



[www.mvix.com](http://www.mvix.com)



[info@mvix.com](mailto:info@mvix.com)